

Participating in a Forum

Discussion forums are common activity on Moodle. This guide will illustrate how to access and participate in a Moodle forum.

Netiquette on Forums

- ✓ Keep your posts clear, concise, and constructive
- ✓ Be respectful and civil
- ✓ Use sources to support your opinions
- ✓ Reference other people's ideas and content
- ✓ Read a person's full post before replying
- ✓ Always respond to the ideas, not the person

Using a Forum

- 1 Select the forum activity.



Figure 1 Select the forum activity

- 2 You can view other submissions and comment by clicking on the title or **add a new discussion topic**.

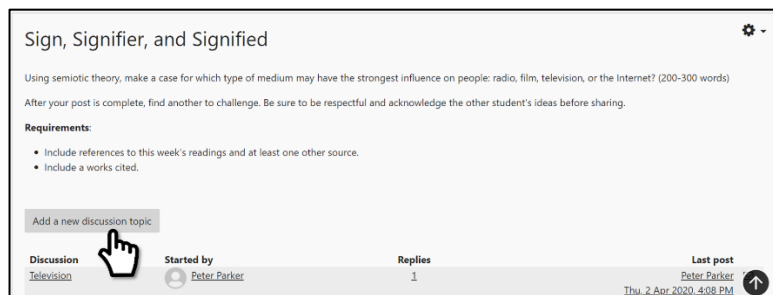



Figure 2 Click Add a new discussion topic

- 3 Write a clear title connected to the subject of the forum and add your reply. Images and videos can also be added.

 Add Video

 Embed Video

 Add Image

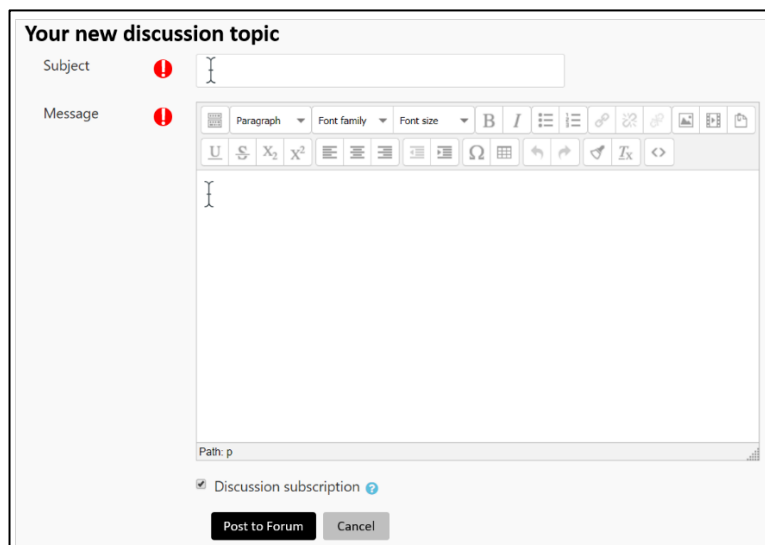


Figure 3 Give your discussion topic a title and add the content